

ATTACHMENT A

# ENROLMENT MANAGEMENT PLAN

## DARWIN HIGH SCHOOL

as at January 2018

*A school that has reached 85 per cent operating capacity must develop an Enrolment Management Plan as outlined in the Enrolment Management and Priority Enrolment Guidelines. The school has 10 business days to submit its Enrolment Management Plan to the Regional Director for endorsement. Enrolment Management Plans are to be submitted to the Executive Director (North/South) for approval. Independent public school plans are approved by the Chief Executive, or delegate. Approved plans are to be published on the school's website.*

Darwin High School recognises its obligation to ensure students living within the priority enrolment area have access to educational services and facilities at this school. Current enrolments are at a level requiring the school to place restrictions on out-of-priority enrolment area enrolments to ensure that it meets its educational obligations to local students.

This Enrolment Management Plan is aligned with the Department of Education Enrolment Management and Priority Enrolment Guidelines and outlines the measures that are currently in force at Darwin High School.

### Operational capacity

The maximum operational capacity of the school is 1347 students.

The current number of enrolments at the school is 1358 students.

This equates to 100 per cent operational capacity.

### Current statistics

Current student numbers by year level are:

Senior Secondary School	Year level	Students from inside PEA	Students from outside PEA	#Total students	No. of classrooms
	10	271	112	383	Classrooms aren't allocated by year level. There are a total of 89 teaching and learning spaces.
	11	288	160	448	
	12	252	171	423	
	*SIEU	28	76	104	

\* As SIEU is the only senior secondary program in the Darwin Area, students are permitted to enrol from outside the PEA

# As this data is extracted in week 1 of the year, please note there are still students being followed up who have not arrived and new enrolments being taken.

## Specialised programs

Program Name	Details
Centre for Excellence in Maths and Science (C4E)	<p>The C4E program is for students aspiring to careers in engineering, including chemical and mechanical; mathematics; and science including biotechnology, forensic science and medicine. Entry into C4E is selective. Students in Year 9 apply for a limited number of places and undertake a series of placement tests in science, mathematics and general aptitude.</p> <p>Final selection into the program is based on test results and past academic performance (evidenced through school reports). Students are selected for entry into C4E Mathematics, C4E Science or both learning areas depending on their aptitude.</p> <p>Current capacity: Year 10- 27, Year 11- 27 x 2 in            Current Enrolments: Year 10- Maths 23, Science 24,            Year 11- Physics 17, Maths 23, Chemistry 25.</p>
Dance Program	<p>An after-hours program is offered in Creative Arts Dance.</p> <p>Current capacity: 20            Current Enrolments: 13</p> <p><b>Stage 2 Dance</b> - offered within the timetable            Current capacity 40, current enrolment 38</p>
Students of High Performance English	<p><b>SOHP English</b> students study challenging texts and have an interest in English literature. Entry into SOHP is selective - students in Year 9 apply for a limited number of places and undertake a placement test. The results of this test, along with student's Year 9 English folio are assessed for a position in the class.</p> <p>Current capacity: 27            Current Enrolments: 27</p>
Languages offered at DHS that aren't offered at any other government senior school in Darwin	<p><b>Spanish language Year 11</b> (beginners and continuers)            Current capacity: 108            Current Enrolments: 66 (combined classes)</p> <p><b>Spanish language Year 12</b> (beginners and continuers)            Current capacity: 27            Current Enrolments: 15</p> <p><b>Greek Language</b>            Current capacity: 27            Current Enrolments: Year 11- 13, Year 12- 11= 24 (combined class)</p> <p><b>Italian Language</b>            Current capacity: Year 11- 27, Year 12- 27            Current Enrolments: Year 11- 26, Year 12- 11</p> <p><b>Chinese Language</b>            Current capacity: Combined Year 11 and 12 - 54            Current Enrolments: Combined Year 11 and 12 - 29</p>
Subjects offered at DHS that aren't offered at any other government senior school in Darwin	<p><b>Womens' Studies</b>            Current capacity: 27 each class            Current Enrolments: Year 11 -22, Year 12- 26</p> <p><b>Media Studies</b>            Current capacity: 27            Current Enrolments: Year 11-14, Year 12-18= 32</p> <p><b>Girl's Only Science Year 10</b>            Current capacity: 27            Current enrolments: 27</p> <p><b>AutoCad Year 12</b>            Current capacity: 50            Current enrolments: 55</p>

	<p>AutoCad Year 11  Current capacity: 50  Current enrolments: 29</p> <p>Classical Studies Year 12  Current capacity: 27  Current enrolments: 17</p>
Secondary Intensive English Unit (SIEU)	<p>The SIEU is for senior secondary students who have recently arrived in Australia and are from English as a Second Language (ESL) backgrounds or who come from communities where Standard Australian English is not widely used. Students enrolled in the SIEU are between 15 and 17.5 years of age at enrolment and have been assessed as requiring intensive English language instruction.</p> <p>SIEU is based on student language need and assessment. <b>As the only senior secondary school that offers an IEU, we take students from beyond the PEA.</b></p>

### Priority enrolment area

The priority enrolment area is outlined in the attached map. The number of students currently enrolled who reside outside the priority enrolment area is 443 (excluding SIEU) students.

### Population growth forecasts

The population of Darwin City is projected to experience some growth, increasing to 83,000 by 2021.

### Assessment criteria

Enrolment applications for a student who resides within the priority enrolment area will be accepted. Parents who wish to enrol a child in the school must demonstrate that the student's primary place of residence is within the priority enrolment area.

All enrolment applications for students who reside outside the priority enrolment area will be assessed using the following criteria:

- (a) Whether the student currently attends a school in the local priority enrolment area.
- (b) Siblings of current students at the school.
- (c) Students wanting entry into a specialized program
- (d) Individual year level and subject level operational capacity

### Priority enrolment area enrolment contingency

A 95% per cent contingency is reserved for students within the priority enrolment area. Once the operational capacity has reached 5% per cent, all applications for enrolment from students residing outside the priority enrolment area will be declined.

### Enrolment management strategies

The following enrolment management strategies will apply while this Enrolment Management Plan is in force.

1. Strict adherence to the priority enrolment area assessment criteria for acceptance of future enrolments.

2. Advise families, in writing, that acceptance of a student into a preschool outside the priority enrolment area does not guarantee acceptance of that student into the school for Transition and beyond.
3. Increasing capacity through maximising the use of available infrastructure. Additional strategies being undertaken by the school include:
4. The school does not advertise for enrolments. Information evening invitations are kept to feeder schools.

**Date to be published**




The Enrolment Management Plan for Darwin High School will be published on the 12 February on the:

- Darwin High School website

**Review**

This Enrolment Management Plan will remain in force until enrolments fall to seventy-five per cent, or below, operational capacity. The plan is to be reviewed annually or more frequently if required to reflect a significant change in enrolments and/or the operational capacity of the school.

**Approval**

Prepared by: Jill Hazeldine  ----- Principal name and signature	31 January 2018 ----- Date
Endorsed by:  ----- Regional Director name and signature	12/1/18 ----- Date
Approved by:  ----- Chief Executive name and signature	28/2/18 - 6/3/18 ----- Date